


Human NGAL

Scientific references

This selected list of publications has been chosen to cover a broad range of clinically relevant areas for the new kidney biomarker NGAL. Publications that have used BioPorto Diagnostics NGAL products (antibodies or ELISA kits) are all marked with the BioPorto Diagnostics logo 

Reviews

Di Grande A, Giuffrida C, Carpinteri G, Narbone G, Pirrone G, Di Mauro A, Calandra S, Noto P, Le Moli C, Alongi B, Nigro F (2009) Neutrophil gelatinase-associated lipocalin: a novel biomarker for the early diagnosis of acute kidney injury in the emergency department. *Eur Rev Med Pharmacol Sci* 13:197-200.


Soni SS, Ronco C, Katz N, Cruz DN (2009) Early Diagnosis of Acute Kidney Injury: The Promise of Novel Biomarkers. *Blood Purif* 28:165-174.


Bolignano D, Donato V, Coppolino G, Campo S, Buemi A, Lacquaniti A, Buemi M (2008) Neutrophil gelatinase-associated lipocalin (NGAL) as a marker of kidney damage. *Am J Kidney Dis* 52:595-605.

Endre ZH, Westhuyzen J (2008) Early detection of acute kidney injury: emerging new biomarkers. *Nephrology* 13:91-98.


Mori K, Nakao K (2007) Neutrophil gelatinase-associated lipocalin as the real-time indicator of active kidney damage. *Kidney Int* 71:967-970.

Critical illness


 Makris K, Markou N, Evodia E, Dimopoulou E, Drakopoulos I, Ntetsika K, Rizos D, Baltopoulos G, Haliassos A (2009) Urinary neutrophil gelatinase-associated lipocalin (NGAL) as an early marker of acute kidney injury in critically ill multiple trauma patients. *Clin Chem Lab Med* 47:79-82.

 Zografos T, Haliassos A, Korovesis S, Giazitzoglou E, Vroidis E, Katritsis D (2009) Association of neutrophil gelatinase-associated lipocalin with the severity of coronary artery disease. *Am J Cardiol* 104:917-20.


 Wheeler DS, Devarajan P, Ma Q, Harmon K, Monaco M, Cvijanovich N, Wong HR (2008) Serum neutrophil gelatinase-associated lipocalin (NGAL) as a marker of acute kidney injury in critically children with septic shock. *Crit Care Med* 36:1297-1303.

 Bolignano D, Coppolino G, Campo S, Aloisi C, Nicocia G, Frisina N, Buemi M (2007) Urinary neutrophil gelatinase-associated lipocalin (NGAL) is associated with severity of renal disease in proteinuric patients. *Nephrol Dial Transplant* 23:414-416.


 Zappitelli M, Washburn KK, Arian AA, Loftis L, Ma Q, Devarajan P, Parikh CR, Goldstein SL (2007) Urine neutrophil gelatinase-associated lipocalin is an early marker of acute kidney injury in critically ill children: a prospective cohort study. *Crit Care* 11:R84.


 Bangert K, Heslet L, Ghiglione M, Uttenthal LO (2006) NGAL is significantly increased in urine and plasma in acute renal failure. *Intensive Care Med* 32 (Suppl. 1):S10.


 Trachtman H, Christen E, Cnaan A, Patrick J, Mai V, Mishra J, Jain A, Bullington N, Devarajan P (2006) Urinary neutrophil gelatinase-associated lipocalin in D+HUS: a novel marker of renal injury. *Pediatr Nephrol* 21:989-994.


 Tong Z, Wu X, Ovcharenko D, Zhu J, Chen CS, Kehrer JP (2005) Neutrophil gelatinase associated lipocalin as a survival factor. *Biochem J* 391:441-448.


Transplantation and delayed graft function

 Hall IE, Yarlagadda SG, Coca SG, Wang Z, Doshi M, Devarajan P, Han WK, Marcus RJ, Parikh CR (2009) IL-18 and Urinary NGAL Predict Dialysis and Graft Recovery after Kidney Transplantation. *J Am Soc Nephrol*: Epub ahead of print.

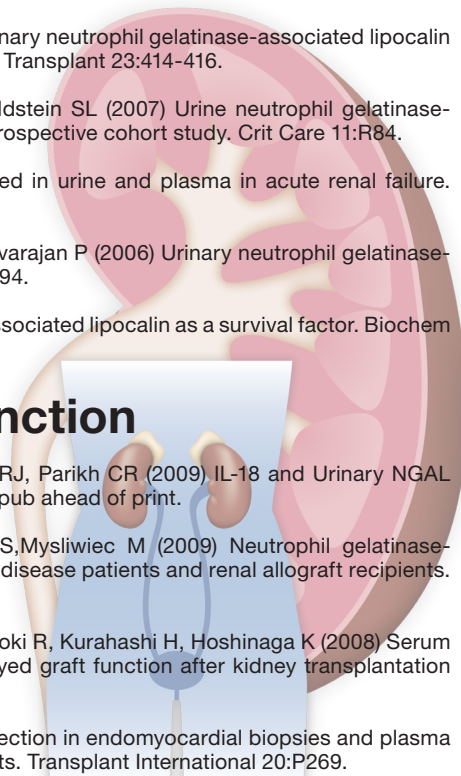
 Malyszko J, Malyszko JS, Bachorzewska-Gajewska H, Poniatowski B, Dobrzycki S, Mysliwiec M (2009) Neutrophil gelatinase-associated lipocalin is a new and sensitive marker of kidney function in chronic kidney disease patients and renal allograft recipients. *Transplant Proc* 41:158-161.

 Kusaka M, Kuroyanagi Y, Mori T, Nagaoka K, Sasaki H, Maruyama T, Hayakawa K, Shiroki R, Kurahashi H, Hoshinaga K (2008) Serum neutrophil gelatinase-associated lipocalin as a predictor of organ recovery from delayed graft function after kidney transplantation from donors after cardiac death. *Cell Transplant* 17:129-134.

 Borrelli E, Bernazzali S, Diciolla F, Maccherini M (2007) Relationship between acute rejection in endomyocardial biopsies and plasma levels of neutrophil gelatinase-associated lipocalin (NGAL) in heart transplanted patients. *Transplant International* 20:P269.

 Schaub S, Mayr M, Hönger G, Bestland J, Steiger J, Regeniter A, Mihatsch MJ, Wilkins JA, Rush D and Nickerson P (2007) Detection of subclinical tubular injury after renal transplantation: Comparison of urine protein analysis with allograft histopathology. *Transplantation* 84:104-112.

 Mishra J, Ma Q, Kelly C, Mitsnefes M, Devarajan P (2006) Kidney NGAL is a novel early marker of acute injury following transplantation. *Pediatr Nephrol* 21:856-863.



Major organ surgery

- ✚ Bennett M, Dent CL, Ma Q, Dastrala S, Grenier F, Workman R, Syed H, Ali S, Barasch J, Devarajan P (2008) Urine NGAL predicts severity of acute kidney injury after cardiac surgery: A prospective study. *Clin J Am Soc Nephrol* 3:665-673.
- ✚ Damman K, van Veldhuisen DJ, Navis G, Voors AA, Hillege HL (2008) Urinary neutrophil gelatinase associated lipocalin (NGAL), a marker of tubular damage, is increased in patients with chronic heart failure. *Eur J Heart Fail* 10:997-1000.
- ✚ Malyszko J, Bachorzewska-Gajewska H, Malyszko JS, Pawlak K, Dobrzycki S (2008) Serum neutrophil gelatinase-associated lipocalin as a marker of renal function in hypertensive and normotensive patients with coronary artery disease. *Nephrology* 13:153-156.
- ✚ Xin C, Yulong X, Yu C, Changchun C, Feng Z, Xinwei M (2008) Urine neutrophil gelatinase-associated lipocalin and interleukin-18 predict acute kidney injury after cardiac surgery. *Ren Fail* 30:904-913.
- ✚ Dent CL, Ma Q, Dastrala S, Bennett M, Mitsnefes MM, Barasch, Devarajan P (2007) Plasma neutrophil gelatinase-associated lipocalin predicts acute kidney injury, morbidity and mortality after pediatric cardiac surgery: a prospective uncontrolled cohort study. *Crit Care* 11:R127.
- ✚ Wagener G, Jan M, Kim M, Mori K, Barasch JM, Sladen RN, Lee HT (2006) Association between increases in urinary neutrophil gelatinase-associated lipocalin and acute renal dysfunction after adult cardiac surgery. *Anaesthesiology* 105:485-491.
- ✚ Mishra J, Dent C, Tarabishi R, Mitsnefes MM, Ma Q, Kelly C, Ruff SM, Zahedi K, Shao M, Bean J, Mori K, Barasch J, Devarajan P (2005) Neutrophil gelatinase-associated lipocalin (NGAL) as a biomarker for acute renal injury after cardiac surgery. *Lancet* 65:1231-1238.

Renal replacement therapy (RRT)

- ✚ Bangert K, Ghiglyone M, Uttenthal LO (2008) NGAL is a marker for renal replacement therapy requirement. Acute Kidney Injury Network Meeting 2008, Philadelphia, USA. www.bioporto.com/articles/ngal

Contrast induced nephropathy (CIN)

- ✚ Hirsch R, Dent C, Pfriem H, Allen J, Beekman RH 3rd, Ma Q, Dastrala S, Bennett M, Mitsnefes M, Devarajan P (2007) NGAL is an early predictive biomarker of contrast-induced nephropathy in children. *Pediatr Nephrol* 22:2089-2095.
- ✚ Bachorzewska-Gajewska H, Malyszko J, Sitniewska E, Malyszko JS, Dobrzycki S (2006) Neutrophil gelatinase-associated lipocalin and renal function after percutaneous coronary interventions. *Am J Nephrol* 26:287-292.

Nephrotoxicity

- ✚ Bangert K, Rossen M, Schoidt F, Uttenthal LO (2006) Increased serum NGAL levels predict death in acetaminophen intoxicated patients. *Intensive Care Med* 32 (Suppl. 1):S162.
- Mishra J, Mori K, Ma Q, Kelly C, Barasch J, Devarajan P (2004) Neutrophil gelatinase associated lipocalin: a novel early urinary biomarker for cisplatin nephrotoxicity. *Am J Nephrol* 24:307-315.

Chronic kidney disease (CKD)

- ✚ Bolignano D, Lacquaniti A, Coppolino G, Campo S, Arena A, Buemi M (2008) Neutrophil gelatinase-associated lipocalin reflects the severity of renal impairment in subjects affected by chronic kidney disease. *Kidney Blood Press Res* 31:255-258.
- ✚ Malyszko J, Bachorzewska-Gajewska H, Sitniewska E, Malyszko JS, Poniatowski B, Dobrzycki S (2008) Serum neutrophil gelatinase-associated lipocalin as a marker of renal function in non-diabetic patients with stage 2-4 chronic kidney disease. *Ren Fail* 30:625-628.
- ✚ Mitsnefes MM, Kathman TS, Mishra J, Kartal J, Khoury PR, Nickolas TL, Barasch J, Devarajan P (2007) Serum neutrophil gelatinase-associated lipocalin as a marker of renal function in children with chronic kidney disease. *Pediatr Nephrol* 22:101-108.

Polycystic kidney disease (PKD)

- ✚ Bolignano D, Coppolino G, Campo S, Aloisi C, Nicocia G, Frisina N, Buemi M (2007) Neutrophil gelatinase-associated lipocalin in patients with autosomal-dominant polycystic kidney disease. *Am J Nephrol* 27:373-378.

For more information, please contact BioPorto Diagnostics or your local BioPorto Diagnostics distributor



BioPorto Diagnostics A/S
Grusbakken 8
DK-2820 Gentofte
Denmark

Phone (+45) 4529 0000
Fax (+45) 4529 0001
E-mail info@bioporto.com
Web www.bioporto.com
www.ngal.com